



Summer Literacy Fun

Rising 5th Grade



Dear Families,

It has been a wonderful year, full of learning and fun! Our students have worked incredibly hard and have grown tremendously as learners. We are proud of all the progress they have made during the school year.

As the school year winds down, we encourage you to plan for a summer of reading with your children. Research has shown that children who read during the summer months sustain reading gains made during the school year. Additionally, it is helpful to revisit skills that may otherwise be forgotten over the summer.

Of course, summer is a time for vacations, camp, and pursuing new interests! However, we would like to provide families with some suggestions for summer academic work. In this packet, you will find:

Topic	Page(s)
Selecting a Just Right Book	2
Literal and Inferential Comprehension	3-5
Writing Mechanics	6-7
Summer Skills Workbooks	8

Again, we respect your vacation time and the need in the summer for children to play and have fun. The activities and suggestions on the following pages are recommended, but remain optional.

Have a safe, healthy, and happy summer!

The Fourth Grade Team

How To Help Your Child Pick a Just Right Book

Children become good readers one book at a time. But how do you help a child choose the right books? You don't have to be an expert in reading levels to guide a child to books that entertain, enlighten, and challenge (without overwhelming).

You may be accustomed to choosing books for the children in your life. But did you know that selecting a book is a useful skill that a child can and should learn? Choosing a book independently teaches a child that we seek books for different reasons. With some simple strategies, you can help a child to be a savvy book selector. You also can help him or her choose books that are neither too easy nor too hard.

What is Your Purpose?

As early as you can, introduce the idea that we read for a purpose, even if that purpose is pure enjoyment.

Ask

What type of book are you looking for today—and why?
Are you looking for fiction (made up) or nonfiction (factual)?
Ask them to explain their choice.

SAY YES

Give the child authority over choosing books to read. Say "yes" as often as you can. A book that the child wants to read is the one you want to take home. Don't worry if a book seems short, too easy, or has pictures. Graphic novels (stories told in comic book frames) are a great way to hook a reluctant reader. Looking at pictures is a perfectly acceptable way to read a book.

USE THE 5 FINGER RULE


When your child chooses a book, open the book to a random page and have them put out their five fingers. Have your child read aloud the page to you. For each word that cannot be decoded, have them put a finger down. If all five fingers are down by the end of the page, the book is most likely too challenging for the child to read independently.

IF YOUR CHILD CHOOSES BOOKS THAT ARE TOO CHALLENGING


If the child really wants to read something you know is beyond his or her ability, solve it by reading it aloud together. You can take turns reading and define unfamiliar words as you go. That way the child will avoid the frustration and enjoy the added bonus of your company! You can also purchase or borrow books on audio!

Engaging Your Readers

As your child becomes a more confident reader, they will shift from “learning to read” to “reading to learn.” It becomes very important in 5th grade for students to have literal and inferential understanding of both fiction and nonfiction texts.



A **literal** question asks the reader to recall facts explicitly stated in the text. Students should be able to locate the answer in the text with increasing proficiency in the upper elementary grades. Help them practice this skill by asking “Where did you find that?” or “Prove it.”



An **inferential** or **deductive** question asks the reader to go beyond the text to answer a question. The answer is often implied, but the reader must prove his or her response by using evidence from the text. These questions are typically more challenging for students to answer. In general, asking WHY or HOW questions will help!

Asking the Right Questions

While readers can think about the characters, plot, and author’s craft in any book, the type of questions we should ask becomes more complex as the books students read become more sophisticated. Ask these questions as you talk to your child about their reading, or have them choose one to write about!

The questions listed on the next two pages are appropriate for books at the end of 4th grade level.



Comprehension Questions for Leveled Text

4th Grade Comprehension Questions	Fiction	Nonfiction
<p>Predicting:</p> <ul style="list-style-type: none"> As you gather new information, how have your predictions changed? Justify your predictions using evidence from the text. Where in the text can you prove or disprove your prediction was correct? How can you support your predictions with your personal experience? <p>Using Information:</p> <ul style="list-style-type: none"> What revisions have you made as you have acquired new information? Did you come across words with multiple meanings or that stand for abstract ideas? How did you figure out the correct meaning? What questions did you have while reading and where did you find the answers to them? What information can be found in the illustrations to support your understanding of the story? <p>Summarizing:</p> <ul style="list-style-type: none"> What are the important events, problems, and solutions that happened in the story and how did they affect the ending? What is happening in the story up to this point? <p>Making Connections:</p> <ul style="list-style-type: none"> What connections can you make between characters in this text and other texts i.e. similar setting, type of problem, type of person? You may not have the same experiences as the character, but how are you using your experiences to better understand the character or what is happening in the story? What have you read in other texts that helps you better understand the culture or setting of this text? What types of connections have you made to the text? i.e. topic, content writer, type of story, etc. What connections can you make between this book and another one? <p>Synthesizing:</p> <ul style="list-style-type: none"> What new knowledge have you added, to that which you gained from material previously read, to better understand the characters or plot? How have perspectives (yours, characters', narrator's) changed or unfolded in the text, particularly about the people or their culture? 	<p>Predicting:</p> <ul style="list-style-type: none"> As you gather new information, how have your predictions changed? Justify your predictions using evidence from the text. Where in the text can you prove or disprove your prediction was correct? What predictions can you make based on what you already know about the topic and the type of text? <p>Using Information:</p> <ul style="list-style-type: none"> What revisions have you made as you have acquired new information? Did you come across words with multiple meanings or that stand for abstract ideas? How did you figure out the correct meaning? What questions did you have while reading? Where did you find the answers? What information can be found in the illustrations or other graphics to support your understanding of the text? Looking at the Table of Contents, glossary, index, etc., what information can you find in this text? What information did you get from the labels, captions, or diagrams? <p>Summarizing:</p> <ul style="list-style-type: none"> What are the important ideas or events in the text and how are they related? <p>Making Connections:</p> <ul style="list-style-type: none"> What types of connections have you made to the text? i.e. topic, content writer, type of story, etc. What connections can you make to other books about _____? Have you read or heard books read about ____ (topic)? How were they alike? <p>Synthesizing:</p> <ul style="list-style-type: none"> As you are reading, how are you categorizing the information? How has this changed as you have continued to read? After reading the text, what are the larger ideas you have taken away? Have any of your ideas about (topic) changed after reading this text? If so, how? <p>Inferring:</p> <ul style="list-style-type: none"> Are the author's ideas facts or his/her opinions about the topic? What events led to the problem in the text? How are they related? Why was ____ (event) so significant? After thinking about what has happened in the text and your thoughts about it, are there other ways a reader might think about what happened? What caused the problem or outcome in the text? 	

Comprehension Questions for Leveled Text

<p>Inferring:</p> <ul style="list-style-type: none"> • <i>What are some symbols the author has included in the story? What can you infer about their meaning? Explain with textual evidence.</i> • <i>What inferences can you make about how multiple characters feel about each other in the story and how they influence one another? Support your thinking from the text.</i> • <i>What is the theme of the text? Support your thinking with textual evidence.</i> • <i>What alternate meanings might this text have?</i> • <i>How did the character change across the story? What are possible reasons?</i> • <i>What events led to the problem of the story? How are they related?</i> • <i>Why was ___ (event) so significant to the story?</i> • <i>After thinking about what has happened in the story and your thoughts about it, are there other ways a reader might think about what happened?</i> • <i>What traits have you discovered the character has? What evidence from the story supports your thinking?</i> • <i>What is the big idea or message of the text?</i> • <i>After reading what the characters' said, how do you think they feel?</i> • <i>What caused the character to feel, think, or act the way he/she does? Find evidence.</i> • <i>What caused the character to do something in the story? Find evidence.</i> 	<p>Analyzing:</p> <ul style="list-style-type: none"> • <i>What is the author's purpose for writing this story? Explicit purpose? Implicit purpose?</i> • <i>What is the point of view?</i> • <i>How did the illustrations support the text? Create mood?</i> • <i>Did the author use a variety of genres within the text? Which ones? Show me examples in the text.</i> • <i>What is the main idea and supporting details?</i> • <i>How is the text organized?</i> • <i>What did you notice about the language the author used? How did it add to your enjoyment or understanding?</i> • <i>What did you notice about the format of the text (author's craft)? e.g. question and answer format</i> <p>Critiquing:</p> <ul style="list-style-type: none"> • <i>How do the graphics add to the quality of the text or provide additional information?</i> • <i>What qualifications does the author have to write an informational text?</i> • <i>What do you think of this book? What was interesting about it?</i>
<p>Analyzing:</p> <ul style="list-style-type: none"> • <i>What are the points of view of the character(s) and narrator?</i> • <i>Where and how did the author use symbolism in the story?</i> • <i>What is the plot of the story and how is it organized?</i> • <i>What genre is the book i.e. fantasy, realistic fiction, historical fiction, biography, autobiography, memoir, diaries? How do you know?</i> • <i>Did you notice any figurative language, descriptive language or irony in the story? How did it add to the meaning or enjoyment of the story?</i> • <i>After reading several texts by the same author, what do you notice about the author's craft i.e. style, language, perspective, themes?</i> • <i>What is the author's purpose for writing this story? Explicit purpose? Implicit purpose?</i> • <i>What is the conflict in the story and how did it get resolved? Show me in the book.</i> • <i>How did the author build interest and suspense across the story? Show me examples in the text.</i> • <i>How is the setting important in the story?</i> <p>Critiquing:</p> <ul style="list-style-type: none"> • <i>What kinds of books do you prefer to read? Support your choices with specific descriptions of text features i.e. plot, use of language, kinds of characters, genres.</i> • <i>Did the author depict a story that is consistent with life experiences or what you know of the time period in your book?</i> • <i>How did the author make the text enjoyable?</i> • <i>How could the characters have behaved differently?</i> 	<p><i>Italicized questions are newly introduced</i></p>

Resources to Help Your Child with Writing Mechanics

As students learn how to write, they must internalize rules for spelling, punctuation, capitalization, and grammar so that they can communicate their ideas clearly and efficiently.



My child has a hard time remembering and/or using the rules for **punctuation**.

**T
I
P
S**

- Have your child read a familiar story, but before he or she begins, instruct them to replace all punctuation with a funny sound. This will help children learn to look for punctuation as they are reading aloud.
- Deliberately leave out punctuation marks when you are writing emails or letters to friends/family and have your child read and add in punctuation. Just make sure you check before you send it! :)

Resources

- Extreme Sentence Surgeons- <https://mrnussbaum.com/xsurgeons-play>
- Fun Factory game- <https://www.abcya.com/games/fun-factory-punctuation-capitalization>

My child has a hard time remembering and/or using the rules for **capitalization**.

**T
I
P
S**

- Provide students with a list or paragraph of completed sentences with no capital letters. Have students correct which letters should be capitalized. Sentences from books, magazines, or even comic strips can be used.
- Provide students with an editing checklist that includes the rules for capitalizations (beginning of a sentence, proper nouns, etc.).

Online Games, Activities, and Apps

- Education.com online games- <https://www.education.com/games/capitalization/>
- Capitalization Cruise- <https://www.turtlediary.com/game/capitalization-cruise.html>
- The Capital Letters Are Missing game- <https://www.themeasuredmom.com/free-capitalization-game-to-teach-capitalization-rules/>
- Fun Factory game- <https://www.abcya.com/games/fun-factory-punctuation-capitalization>

My child frequently **misspells words** while writing stories, essays, or other independent work.

**T
I
P
S**

- Have your child keep a personal dictionary or word wall close to where they do their writing. Help them add the correct spelling of words and hold them accountable for spelling these words correctly.
- Familiarize your child with how to use spell-check on word processing programs.

Online Games, Activities, and Apps

- Fun Brain Spellaroo- <https://www.funbrain.com/games/spellaroo>
- Vocabulary A-Z-
- Dino Bones game- <https://www.education.com/games/fourth-grade/spelling/>
- Turtle Diary - <https://www.turtlediary.com/games/fourth-grade/spelling.html>

My child has trouble remembering and/or applying **grammar rules**, such as noun-verb agreement, when writing.


**T
I
P
S**

- Have your child read work aloud and prompt errors with “Does that sound right?” If they cannot identify the error, present them with choices and say “Does it sound right this way or this way?”
- Use favorite picture or chapter books to highlight different grammar concepts (adjectives, verbs, etc.) and hold interest longer.

Online Games, Activities, and Apps

- Scholastic- 2 Ways to Help Kids Fall in Love with Grammar- <https://www.scholastic.com/parents/books-and-reading/raise-a-reader-blog/2-ways-to-help-kids-fall-love-grammar.html>
- Free printables- <https://www.greatschools.org/gk/worksheets/?grade=4th-grade&category=writing-2>
- Funbrain Grammar Gorillas game- <https://www.funbrain.com/games/grammar-gorillas>
- Turtle Diary games- <https://www.turtlediary.com/games/fourth-grade/language-arts.html>

Thirsty for More?




While not required, we are happy to suggest some additional summer practice work if you would like to do extra skill building with your child.

Summer Solutions Online Workbooks

<https://summersolutions.net/products/index.cfm/level/4>

Choose Grade 4 workbooks:



Grade 4 Reading Comprehension

[View Samples](#)

Price: \$16.99

[Add to Cart](#)



Grade 4 English Grammar & Writing Mechanics

[View Samples](#)

Price: \$16.99

[Add to Cart](#)