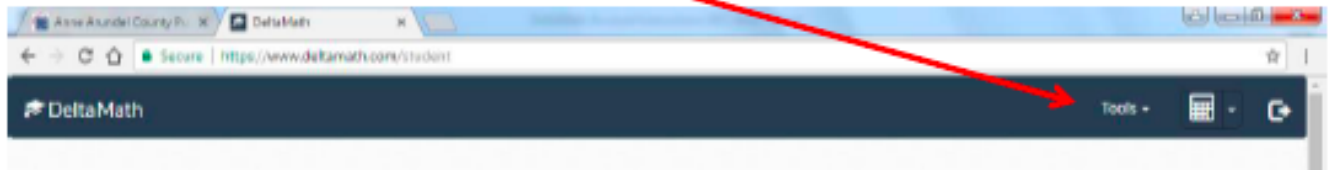


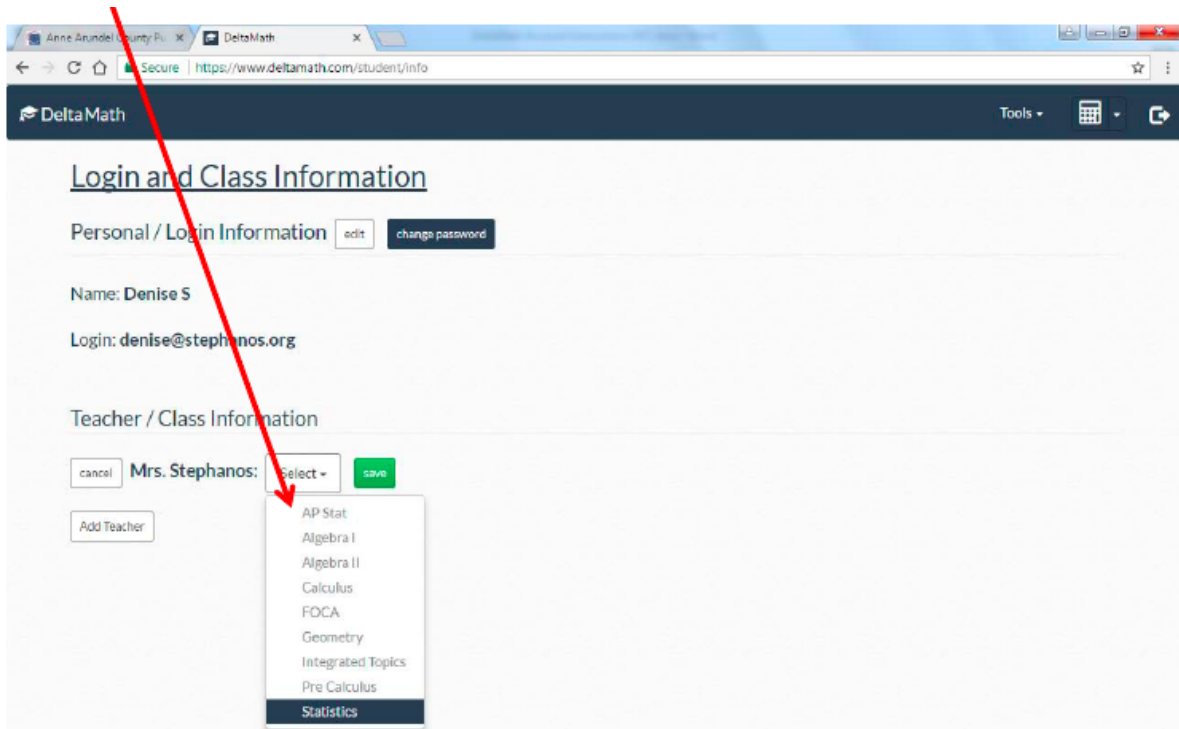
Instructions for setting up an account through deltamath.com

IF YOU ALREADY HAVE A DELTA MATH ACCOUNT:

Log into your account and click on the tools button.



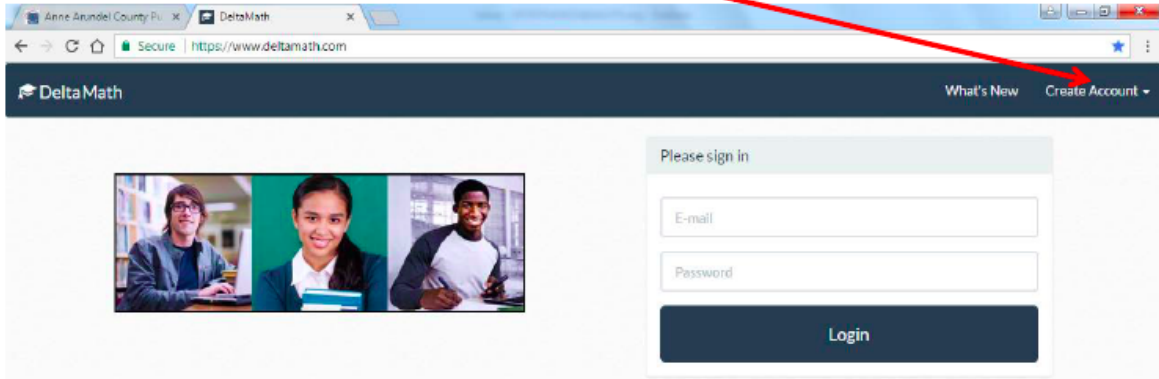
Click on the Add Teacher button and **enter the number 817964**, then select the name of courses that **YOU WILL BE TAKING IN THE FALL.**



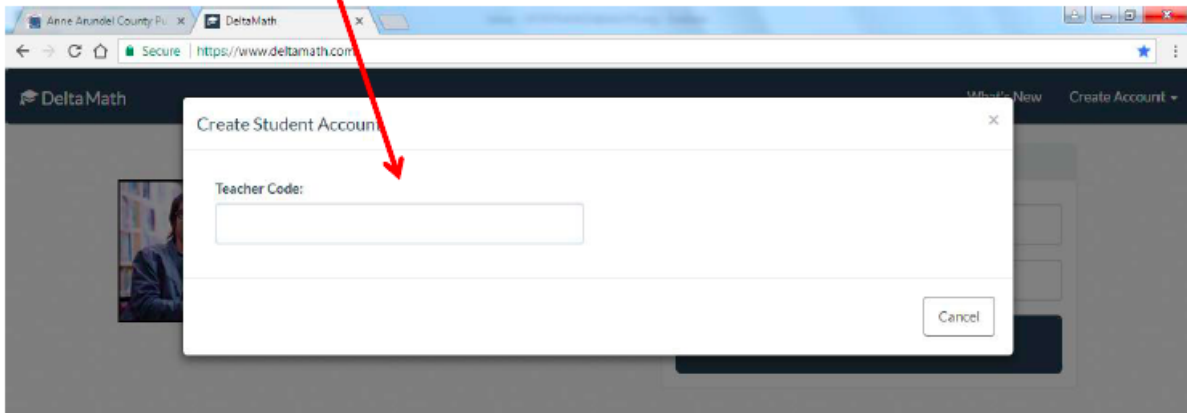
Instructions for setting up an account through [deltamath.com](https://www.deltamath.com)

IF YOU DON'T HAVE A DELTA MATH ACCOUNT

Go to <http://www.deltamath.com> **USING GOOGLE CHROME!!!!** Click on "Create New Account".



Enter Teacher Code **817964**



You should see the exact information below on the Teacher Verification screen. Complete the log in information required. **You MUST enter the FIRST AND LAST NAME THAT MATCHES YOUR SCHOOL RECORDS.**

Select the course or courses that **YOU WILL BE TAKING IN THE FALL.**

Click on "Create Account".

The screenshot shows a web browser window with the DeltaMath website. A modal window titled "Create Student Account" is open. The form contains the following fields and elements:

- Teacher Code: 239959
- Teacher Name: Mrs. Stephanos
- Student and Login Information section:
 - Course: A dropdown menu is open, showing options: AP Stat, Algebra I, Algebra II, Calculus, FOCA, Geometry, Integrated Topics, Pre Calculus, and Statistics. A red arrow points to this dropdown.
 - First Name: [Empty field]
 - Last Name: [Empty field]
 - Email: [Empty field]
 - Email (verify): [Empty field]
 - Password: [Empty field]
 - Password (verify): [Empty field]
- At the bottom right, there are two buttons: "Create Account" (green with a checkmark) and "Cancel". A red arrow points to the "Create Account" button.

Once you are logged in, you will be taken to a screen which lists all of the tasks you have to complete for your summer assignment. The **overall progress and grade** are recorded as you complete assignments. Your **score and progress for individual assignments** are located to the right of the assignment.

The screenshot shows the DeltaMath interface with a list of assignments. The browser address bar shows 'https://www.deltamath.com/student'. The page title is 'DeltaMath'. The main heading is 'Upcoming Assignments'. The list includes:

Assignment Name	Progress
Summer Assignment Statistic	0%
? Compound Probability	0/3
? Create Frequency Table	0/3
? Finding the Mean from a Frequency Table	0/3
? Create Histograms	0/3
? Create Box Plot	0/3
? Interpret Box Plot	0/3
? Linear Regressions	0/3
? Normal Distribution - Empirical Rule	0/3
? Normal Distribution - Find Area	0/3
? Normal Distribution w/ Population Size	0/3
? Normal Distribution - Find Z Score	0/3
Due: Sep 11, 08:00 am	Mrs. Stephanos
Summer Assignment Integrated	0%
? Reducing Fractions	0/3

A red box on the right contains the text: 'Click on the name of each individual assignment to access the task.' Red arrows point from this box to the names of the assignments and their corresponding progress percentages.

Once you click on the assignment, you can use the “Show Example” tool to provide help. When you are ready to provide an answer, enter in the appropriate space. Then click “Submit Answer”.

*****IMPORTANT:** to go back to the list of assignments, please use the “Back” button on the website, NOT the back button in your browser!