


Summer Literacy Connections

Rising Kindergarten



Dear Families,

It has been a wonderful year, full of learning and fun! Our children have worked incredibly hard and have grown tremendously as learners. We are proud of all the progress they have made during the school year.

As the school year winds down, we encourage you to plan for a summer of reading with your children. It is so important that we continue to expose our youngest learners to great literature and model a love for reading and writing, even when school is not in session!

Of course, summer is a time for vacations, camp and pursuing new interests. However, we do encourage you to make time to read aloud with your child, play educational games and write stories!

Again, we respect your vacation time and the need in the summer for children to play and have fun. The activities and suggestions on the following pages are recommended, but remain optional.

Have a safe, healthy and happy summer!

The PreK Team & Literacy Coaches

Letter Recognition and Matching Games

Upper and Lowercase Matching

Using the letter tiles on the next few pages, have your child match upper case letter to lowercase letter. You could also play Concentration Matching!

Alphabet Races

Write several letters on your driveway in sidewalk chalk. Call out letters and have your child or children race to the letter

Alphabet Soup

Place letter tiles or letter cards in a large bowl. Using a large kitchen ladle, have your child "scoop" some letters into his or her bowl. Read them out loud to "keep" the letters!

Musical Alphabet

Scatter the letter cards around on the floor. Put some jams on and let your child or children dance around. When the music stops, they have to hop onto a letter and yell out it's name.

Make this activity more challenging by asking them to name a word that starts with that letter!

Alphabet Twister

Have a spare twister board laying around? Tape the letter cards to the colored dots and instead of calling out colors, call out letter names!

Playdough Alphabet

Place the letter cards face down in a pile. Take turns selecting, naming and building the letter on the card in playdough


Aa



Bb




Cc




Dd




Ee



Ff



Gg



Hh



li



Jj



Kk




Li




Mm



Nn



Oo



Pp




Qq




Rr



Ss



Tt




Uu




Vv




Ww



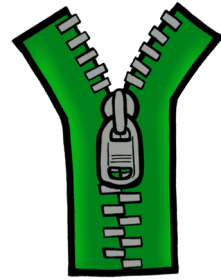
Xx



Yy



Zz



| | | | | | |
|---|---|---|---|---|---|
| A | B | C | D | E | F |
| G | H | I | J | K | L |
| M | N | O | P | Q | R |
| S | T | U | V | W | X |
| Y | Z | a | b | c | d |
| e | f | g | h | i | j |
| k | l | m | n | o | p |

| | | | | | |
|----|---|---|---|---|---|
| qu | r | s | t | u | v |
| w | x | y | z | | |

Phonemic/Phonological Awareness Games

Did you know that research has repeatedly shown that phonemic awareness (the ability to hear and manipulate individual sounds in words orally) is a powerful predictor of success in learning to read?

Listener Awareness

Have your child close eyes and listen for three sounds you make.

Ex- Parent claps, stomps foot and snaps fingers.

Child opens eyes and must recall the sounds in order.

Try with animal sounds, movement, color words, familiar words, alphabet letters, letter sounds!

I'm Going On a Picnic...

What will you bring? Select a sound (Example /d/) and think of items that start with that sound!

Remember this game is SOUND based, not letter based!

What's the Word?

Stretch a word out by syllables.

Challenge your child to blend the syllables back together to form a word.


Ex- Di-no-saur = dinosaur

po-ta-to = potato

Clap the Syllables

Parent says a word, child says (while clapping, stomping, jumping, etc.) the syllables in the word.

Ex – play-ground...child says "play (clap) ground (clap)



Engaging Your Young Readers

As your children grow as readers, it is important to make sure that they are understanding what they are reading. Here are some quick and easy prompts you can ask after your children finish reading to encourage comprehension!



Who are the characters? What are they like?

Where does the story take place?

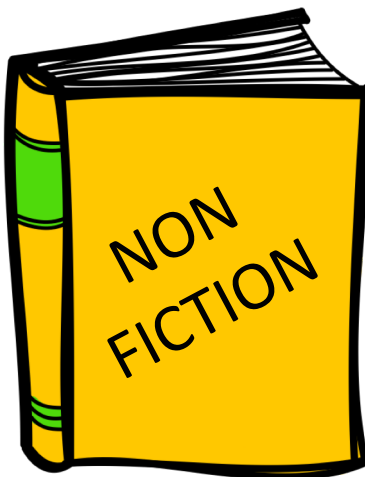
What is the problem? How is the problem solved?

What lesson do the characters learn?

What do you think will happen next?

What was the most exciting part of the story?

How did the story begin? What happened next? What happened at the end?



What did you learn about this topic?

What did the author want you to learn?

Do you think this is a good title for the book? Why or why not?

What are some new words that you learned?

Do you have any questions after reading this book?